

# From Dead to Life

DOWNLOAD THE  
TGP FAMILY APP

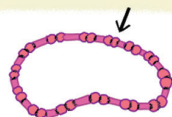
**INSTRUCTIONS:** Change one letter at a time to turn the word *dead* into the word *life*. Use the picture clues for help.

**D** **E** **A** **D** =



The opposite of alive.

\_\_\_ =




A small decoration to thread onto a string.

\_\_\_ =




Your elbow lets your arm do this.

\_\_\_ =




When you let your friend borrow something.

\_\_\_ =



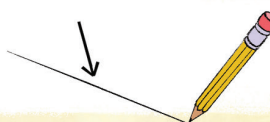
When you let your friend borrow something yesterday.

\_\_\_ =



The fuzz you find in your pockets or clothes dryer.

\_\_\_ =



A straight connection between two points.

**L** **I** **F** **E**

## KEY PASSAGE:

2 Corinthians 5:17

## BIG PICTURE QUESTION:

- Who changes us? The Holy Spirit changes us to be like Jesus for God's glory.

## BIBLE STORY:

### A TRANSFORMED MIND

- Paul wrote letters to believers in many places.
- Paul wanted Christians to understand the ways God was changing them.
- God wants us to show friendship and love to one another.
- The Holy Spirit changes us to help us live new lives.

## FAMILY DISCUSSION STARTERS:

- Why do our minds need to be transformed?
- Why does God want us to show friendship and love?

## FAMILY ACTIVITY:

- Help your kids learn a few origami designs. Talk about how folding the paper can transform it. Highlight the difference between this kind of change and the changes God makes in us.

Younger Kids Activity Pages  
Unit 33, Session 2

