


Blinky's Family Challenge

I show love to everyone
... *because Jesus gave me what I needed!*



Cross Necklace

Jesus loves us, so He gave us what we needed. We needed Him to die on the cross and take the punishment for our sins. We needed Him to make us friends with God.

You'll Need

- Paper
- Scissors
- String

Directions

1. Make a cross necklace together: cut a cross out of paper, poke a hole in it, run the string through the hole, and tie the ends of the string together.
2. Ask your family who died on the cross to take the punishment for our sins. Help them know the answer is Jesus.
3. Tell your kid you'll put the necklace on them when you catch them loving like Jesus.
4. Watch your child. When they are loving or helpful, let them wear the necklace for five minutes.

Review Time!

Say With Me Ages 2-3

1. Say Together: **Love everyone!**
2. Say Together: **Jesus loves me!**

Q&A Ages 4-Kindergarten

1. **Why did we need Jesus to die on the cross?** To take the punishment for our sins so we can be friends with God
2. **How can you show love to everyone?** By giving them what they need



Lead your family through the Bible Plan
It Is Finished on the YouVersion Bible App.
www.bible.com




life.church/kids


It Is Finished!

The cross

Week One



Tell your family how I
loved like Jesus!



Interact with God's Word through the Bible App for Kids, activities, videos, coloring sheets, parent resources, and more!
www.BibleAppForKids.com



Follow LifeKids to sing along with this month's song, *Love Like Jesus*. www.life.church/kidsmusic

Jesus showed love to everyone by dying for our sins. He came back to life three days later!

Put eyes on each person.



you should love

each other."

have loved you,

"... Just as I

John 13:34 NLT

Say the Bible verse with me!

Answer: Say it with me! I show love to everyone!

Question: Hey friends! How do I love like Jesus?

Emily

Shine

